

Athletics-Rank One

Physicals and Online Forms

To participate in athletics/sports, all athletes must have the following:

- Pre-participation **sports physical** completed by a medical professional and uploaded to Rank One.
- Online forms** completed by parent/guardian in Rank One.

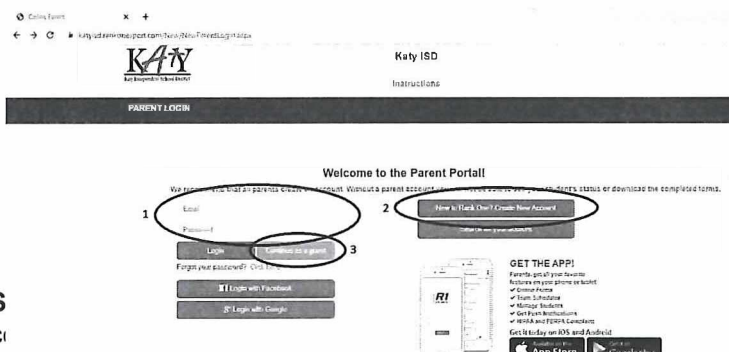
How to Use Rank One

Step 1- Go to

<https://katyisd.rankonesport.com/New/NewParentLogin.aspx>

Step 2- You have 3 choices. You can choose to do one of the following:

- 1.If you have an account, log in.
- 2.If you do not have an account and would like to create one.
- 3.Continue as a guest if you don't want to create an account.



S
C

- Handbook Acknowledgement Form
- Medical History
- Physical Upload (steps on how to upload are below)
 - Physical paperwork can be found below.
 - After your athlete receives her physical, you will upload it.
 - If your athlete received their physical at a Katy ISD location, they will complete this step for you.
- Consent to Treat Form
- UIL Forms Signature Page
- Bona Fide Residence

***** Junior high athletes do not need to have the utility bill or birth certificate uploaded.**

How to Upload Physical

*****If you attend a Katy ISD physical night, they upload your physical to Rank One for you, so you do not have to complete this step. If you go to an urgent care or your own doctor for a physical, you will have to complete this step.**

- 1.Click Physical Upload Form
- 2.Select picture or PDF
- 3.Click the Select button to upload the picture or PDF
- 4.Type your name, sign, and click Submit

Handbook Acknowledgement Form	Download PDF
Medical History	Download PDF
Physical Upload Form <small>To access a blank copy of the Physical/Medical History form, please click the Download and Print tab on the right hand side of the page.</small>	Download PDF
Consent to Treat Form	Download PDF
UIL Forms Signature Page	Download PDF
Bona Fide Residence	Download PDF

Physical Upload Form

Katy ISD 2020/2021

Physical Upload Form

Select how you would like to upload the document.

PDF Picture

Please attach a picture copy of the **FRONT** of your physical below.

Select the file to upload (jpg, png, gif)

Drag and drop your file here or use the Select button to browse for the file.

Please attach a picture copy of the **BACK** of your physical below.

Select the file to upload (jpg, png, gif)

Drag and drop your file here or use the Select button to browse for the file.

Parent/Guardian Name (Print)

Parent/Guardian Signature

Date

08/26/2020

Please continue your signature.

Pursuant to the Texas Uniform Electronic Transmissions Act, an electronic signature has the same legal effect as a manual or handwritten signature. An electronic signature will not be deemed final.

I Agree

*****Once all forms are completed and the physical has been uploaded, your athlete will be cleared to participate.*****

Deportes-Rank One

Exámenes físicos y formularios en línea

Para participar en deportes, todos los atletas deben tener lo siguiente:

- Examen físico deportivo previo a la participación realizado por un médico profesional y deben subirse a Rank One.
- Formularios en línea completados por el padre/tutor en Rank One.

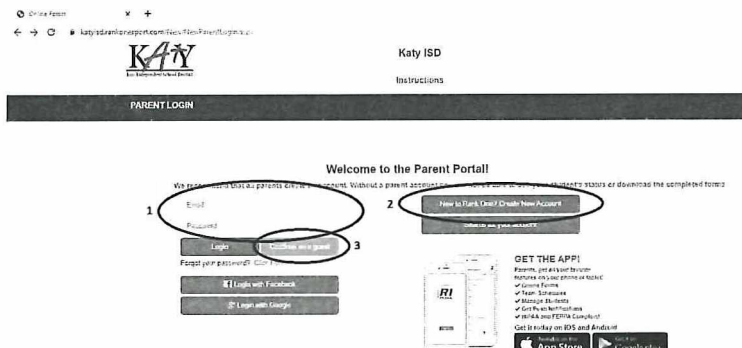
Cómo usar el Rank One

Paso 1- Vaya a

<https://katyisd.rankonesport.com/New/NewParentLogin.aspx>

Paso 2- Puedes optar por realizar una de las 3 siguientes acciones:

- 1.Si tienes una cuenta, inicia sesión.
- 2.Si no tienes una cuenta y te gustaría crear una
- 3.Continúe sin crear una cuenta.



Paso 3- Se deben completar los siguientes formularios y subir en línea:

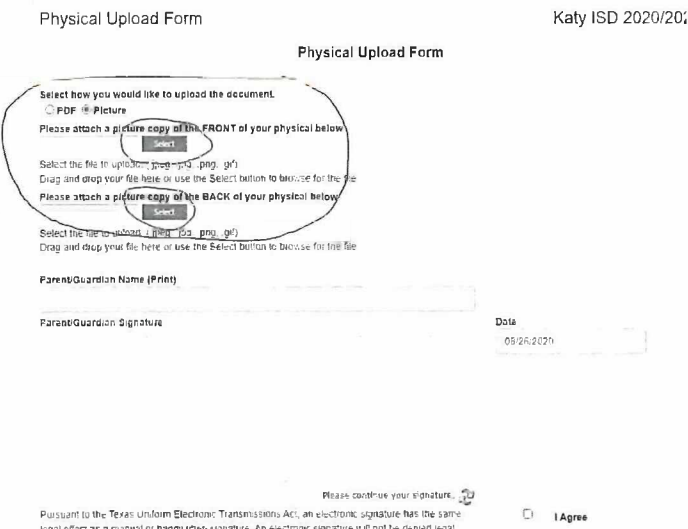

- Formulario de reconocimiento del manual.
- Historial médico
- Formularios de examen físico: (los pasos sobre cómo subir los formularios del examen físico se encuentran a continuación)
 - El papeleo para el examen físico se puede encontrar a continuación.
 - Después de que su atleta reciba su examen físico, lo debe subir en línea.
 - Si su atleta recibe su examen físico en una ubicación de Katy ISD, completarán este paso para usted.
- Formulario de consentimiento para tratar/Consent to Treat Form
- Página de firma de formularios UIL/UIL Forms Signature Page
- Residencia de buena fe/Bona Fide Residence

***** Los atletas de 7º y 8º grado no necesitan subir en línea la factura de servicios públicos o el certificado de nacimiento.*****

Cómo subir formularios de examen físico

*****Si asiste a una noche de examen físico de Katy ISD, ellos subirán sus formularios, usted no tiene que completar este paso. Si acude a un centro de atención urgente o con su médico para un examen físico, deberá completar los siguiente pasos.**

- 1.Haga clic en Formulario para subir el formulario en línea / Click Physical Upload Form
- 2.Seleccionar imagen o PDF / Select picture or PDF
- 3.Haga clic en el botón Seleccionar para subir la imagen o el PDF / Click the Select button to upload the picture or PDF
- 4.Escriba su nombre, firme y haga y lo envía / Type your name, sign, and click Submit



*****Una vez que se completen todos los formularios y se haya subido el examen físico en línea, su atleta será autorizado para participar.*****